



H-Series Classic 48-2HCX

Plug-in power.

From hauling to towing to security duty, we have the plug-in utility vehicles to meet all your industrial and commercial needs. These cars come standard with material-handling grade Curtis controllers and advanced DC motors built for heavy loads. The HCX can be outfitted with a dumping utility box, shelved enclosed box, flat bed, or stake box.



Pro 48-2HCX



Pro 48-2HCX-EB



Pro 48-2HCX-SB



Pro 48-2HCX-FB

Options

- LSV (NEV) Street Legal Package
- AC system upgrade
- Amber strobe light
- Rust-proof chassis treatment
- Lockable glove box
- Extended roof or no roof (see reverse side for details)












-  ALMOND PEARL
-  METALLIC SILVER*
-  BLACK
-  RED
-  NAVY BLUE
-  WHITE
-  METALLIC GREEN
-  YELLOW*

**Extra charge for yellow and metallic silver.*

**Specifications for Classic 48-2HCX, Classic 48-2HCX-EB,
Classic 48-2HCX-FB, Classic 48-2HCX-SB***

<i>Passengers</i>	2
<i>Battery System</i>	8x6 V, Trojan T-105
<i>Motor Power</i>	5.5 hp Continuous ADC
<i>Controller Power</i>	400 A, Curtis 1268
<i>Top Speed</i>	19.5 mph (20-25 if LSV)
<i>Load Capacity</i>	960 lbs
<i>Cargo Load Capacity</i>	600 lbs
<i>Dimensions</i>	48-2HCX: 134"L x 47"W x 77"H -EB: 127"L x 47"W x 77"H -FB: 127"L x 47"W x 77"H -SB: 127"L x 47"W x 77"H
<i>Cargo Box Dimensions</i>	48-2HCX: 54"L x 43"W x 9.5"H -EB: 48"L x 46.5"W x 38"H -FB: 48"L x 44"W x 1.5"H -SB: 49"L x 43"W x 19"H
<i>Weight with Batteries</i>	1500 lbs
<i>Ground Clearance</i>	6"
<i>Turning Radius</i>	12 ft
<i>Wheel Base</i>	96"
<i>Top Climbing Grade</i>	20%
<i>Body Material</i>	Plastic
<i>Front and Rear Suspension</i>	Leaf spring and shock
<i>Steering System</i>	Rack and pinion
<i>Brake System</i>	Hydraulic
<i>Tire Size</i>	205/50/10 4-ply, DOT
<i>Tire Pressure</i>	30 psi
<i>Wheel Type</i>	10" aluminum
<i>Roof</i>	Molded plastic or Fiberglass (Extended Roof)
<i>Drive Train</i>	Direct rear drive with 12.49:1 ratio
<i>Voltage Reducer</i>	20 A, 48V to 12 V included
<i>Windshield</i>	Foldable tinted
<i>Brush Guard and Fender Flares</i>	Included
<i>Headlights and Taillights</i>	Included
<i>Brake Lights, Turning Signals</i>	Included
<i>Horn and Reverse Beeper</i>	Included
<i>Seat Belts</i>	2-point seat belts
<i>Battery Indicator</i>	Included
<i>Battery Box</i>	Included for center 6 batteries
<i>High/Low Speed Switch</i>	Included
<i>Automatic Battery Charger</i>	Included
<i>Warranty</i>	Four year limited warranty, two year bumper-to-bumper warranty, less wear items

Options

	<i>Standard Roof</i>	<i>Extended Roof</i>	<i>No Roof</i>
<i>Utility Box</i>			
	Classic 48-2HCX	Classic 48-2HCX-X	Classic 48-2HCX-NR
<i>Enclosed Box</i>		N/A	
	Classic 48-2HCX-EB		Classic 48-2HCX-NR-EB
<i>Flat Bed</i>			
	Classic 48-2HCX-FB	Classic 48-2HCX-X-FB	Classic 48-2HCX-NR-FB
<i>Stake Box</i>			
	Classic 48-2HCX-SB	Classic 48-2HCX-X-SB	Classic 48-2HCX-NR-SB



Your Local STAR EV Dealer:

**Specs are subject to change without notification.*